

Flat Bar Mild Steel

Dimentions	Mass per kg/m	Lengths Available Metre			
		6	9	11	13
20 x 3	0.48	X			
20 x 5	0.79	X			
20 x 6	0.94	X			
20 x 8	1.26	X			
20 x 10	1.57	X			

25 x 3	0.60	X			
25 x 5	0.98	X			
25 x 6	1.18	X			
25 x 8	1.57	X			
25 x 10	1.96	X			
25 x 12	2.36	X			

30 x 3	0.72	X			
30 x 5	1.18	X			
30 x 6	1.41	X			
30 x 8	1.88	X			
30 x 10	2.36	X			

40 x 3	0.96	X			
40 x 5	1.57	X			
40 x 6	1.88	X			
40 x 8	2.51	X			
40 x 10	3.14	X			
40 x 12	3.77	X			
40 x 16	5.02	X			

50 x 3	1.20	X			
50 x 5	1.96	X			
50 x 6	2.36	X			
50 x 8	3.14	X			
50 x 10	3.93	X			
50 x 12	4.71	X			
50 x 16	6.28	X			
50 x 20	7.85	X			

60 x 6	2.83	X			
60 x 8	3.77	X			
60 x 10	4.71	X			
60 x 12	5.65	X			
60 x 16	7.54	X			

65 x 6	3.06	X			
65 x 8	4.08	X			
65 x 10	5.10	X			

Dimentions	Mass per kg/m	Lengths Available Metre			
		6	9	11	13
70 x 6	3.30	X			
70 x 8	4.40	X			
70 x 10	5.50	X			
70 x 12	6.59	X			

80 x 6	3.77	X			
80 x 8	5.02	X			
80 x 10	6.28	X			
80 x 12	7.54	X			
80 x 16	10.05	X			
80 x 20	12.56	X			

90 x 6	4.24	X			
90 x 8	5.65	X			
90 x 10	7.07	X			
90 x 12	8.48	X			
90 x 20	14.13				

100 x 6	4.71	X			
100 x 8	6.28	X			
100 x 10	7.85	X			
100 x 12	9.42	X			
100 x 16	12.56	X			

130 x 8	8.16	X			
130 x 10	10.21	X			
130 x 12	12.25	X			
130 x 16	16.33	X			

150 x 8	9.42	X			
150 x 10	11.78	X			
150 x 12	14.13	X			
150 x 16	18.84	X			
150 x 20	23.55	X			

180 x 10	14.13		X		
180 x 12	16.96		X		

200 x 10	15.70		X		
200 x 12	18.84		X		
200 x 16	25.12		X		X

250 x 16	31.40		X		X
----------	-------	--	---	--	---

Equal Angles Mild Steel

Dimensions	Mass per kg/m	Lengths Available Metre			
		6	9	11	13
25 x 25 x 2	0.77	X			
25 x 25 x 3	1.11	X			
25 x 25 x 5	1.77	X			
30 x 30 x 2	0.95	X			
30 x 30 x 3	1.36	X			
30 x 30 x 5	2.18	X			
40 x 40 x 2	1.29	X			
40 x 40 x 3	1.87	X			X
40 x 40 x 4	2.42				X
40 x 40 x 5	2.97	X			X
40 x 40 x 6	3.52	X			
45 x 45 x 3	2.13	X			X
45 x 45 x 5	3.38	X			X
50 x 50 x 3	2.37	X			
50 x 50 x 4	3.06				X
50 x 50 x 5	3.77	X			X
50 x 50 x 6	4.47	X			X
50 x 50 x 8	5.82	X			X
60 x 60 x 4	3.70				X
60 x 60 x 5	4.57	X	X	X	X
60 x 60 x 6	5.42	X	X	X	X
60 x 60 x 8	7.09	X	X		X

Dimensions	Mass per kg/m	Lengths Available Metre			
		6	9	11	13
70 x 70 x 6	6.38	X	X	X	X
70 x 70 x 8	8.36	X	X	X	X
70 x 70 x 10	10.27	X			X
80 x 80 x 6	7.34	X	X	X	X
80 x 80 x 8	9.63	X	X	X	X
80 x 80 x 10	11.86	X	X		X
80 x 80 x 12	14.03				X
90 x 90 x 6	8.30		X	X	X
90 x 90 x 8	10.90	X	X	X	X
90 x 90 x 10	13.45		X		X
100 x 100 x 8	12.18	X	X	X	X
100 x 100 x 10	15.04	X	X	X	X
100 x 100 x 12	17.83	X	X		X
120 x 120 x 8	14.71		X	X	X
120 x 120 x 10	18.20		X	X	X
120 x 120 x 12	21.62		X		X
150 x 150 x 10	22.98		X	X	X
150 x 150 x 12	27.35		X		X
200 x 200 x 16	48.50		X	X	X

Unequal Angles

Dimensions	Mass per kg/m	Lengths Available Metre			
		6	9	11	13
65 x 50 x 6	5.16		X		X
65 x 50 x 8	6.75				X
75 x 50 x 6	5.65	X	X		X
75 x 50 x 8	7.39		X		X
80 x 60 x 6	6.37		X	X	X
80 x 60 x 8	8.34		X		X
90 x 65 x 6	7.07		X	X	X
90 x 65 x 8	9.29		X		X
90 x 65 x 10	11.40				X
100 x 65 x 8	9.94		X	X	X
100 x 65 x 10	12.30				X

Dimensions	Mass per kg/m	Lengths Available Metre			
		6	9	11	13
100 x 75 x 6	8.04		X	X	X
100 x 75 x 8	10.57		X	X	X
100 x 75 x 10	13.04		X		X
125 x 75 x 8	12.16		X	X	X
125 x 75 x 10	15.02		X		X
125 x 75 x 12	17.81				X
150 x 75 x 10	16.98		X	X	X
150 x 75 x 12	20.17				X
150 x 90 x 10	18.18		X		X
150 x 90 x 12	21.60				X



Channels (Parallel) Flange

Dimensions	Mass per kg/m	Lengths Available Metre			
		6	9	11	13
100 x 50	10.10	X	X	X	X
180 x 70	21.07		X	X	X
200 x 75	24.29	X	X	X	X
230 x 90	32.20		X	X	X
260 x 90	34.80		X	X	X
300 x 100	45.40		X	X	X



Channels (Taper) Flange

Dimensions	Mass per kg/m	Lengths Available Metre			
		6	9	11	13
76 x 38	6.70	X	X		X
100 x 50	10.73	X	X	X	X
120 x 55	13.55	X	X	X	X
127 x 64	14.93	X	X		X
140 x 60	16.22	X	X	X	X
152 x 76	17.91	X	X	X	X
160 x 65	19.12	X	X	X	X
178 x 54	14.55		X	X	X
180 x 70	22.27	X	X	X	X
200 x 75	25.30	X	X	X	X



Channels (Lite)

Dimensions	Mass per kg/m	Lengths Available Metre			
		6	9	11	13
76 x 38	5.70	X			
100 x 50	8.88	X			



I.P.E (AA) Sections

Dimentions	Mass per kg/m	Lengths Available Metre			
		6	9	11	13
100 x 55	6.72		X	X	X
120 x 64	8.36		X		X
140 x 73	10.05		X	X	X
160 x 82	12.32		X	X	X
180 x 91	14.94		X	X	X
200 x 100	17.95		X	X	X



I.P.E (STD) Sections

Dimentions	Mass per kg/m	Lengths Available Metre			
		6	9	11	13
100 x 55	8.10		X		X
120 x 64	10.37		X	X	X
140 x 73	12.89		X		X
160 x 82	15.77		X	X	X
180 x 91	18.80		X	X	X
200 x 100	22.36		X	X	X



Universal Columns

Dimentions	Mass per kg/m	Lengths Available Metre			
		6	9	11	13
152 x 152	23.00	X	X	X	X
152 x 152	30.00		X	X	X
152 x 152	37.00		X	X	X
203 x 203	46.10		X	X	X
203 x 203	52.00		X	X	X
203 x 203	60.00		X		X
203 x 203	71.00				X
203 x 203	86.10				X
254 x 254	73.10		X	X	X
254 x 254	88.90		X	X	X
254 x 254	107.10				X
254 x 254	132.00				X
254 x 254	167.10				X
305 x 305	96.90		X	X	X
305 x 305	117.90		X		X
305 x 305	136.90			X	X
305 x 305	158.10		X	X	X



Universal Beams

Dimentions	Mass per kg/m	Lengths Available Metre			
		6	9	11	13
203 x 133	25.10	X	X	X	X
203 x 133	30.00		X	X	X
254 x 146	31.10	X	X	X	X
254 x 146	37.00		X	X	X
254 x 146	43.00		X	X	X
305 x 102	24.80		X	X	X
305 x 102	28.20		X	X	X
305 x 102	32.80		X	X	X
305 x 165	40.30		X	X	X
305 x 165	46.10		X	X	X
305 x 165	54.00		X	X	X
356 x 171	45.00		X	X	X
356 x 171	51.00		X	X	X
356 x 171	57.00		X	X	X
356 x 171	67.10		X		X
406 x 140	39.00		X	X	X
406 x 140	46.00		X	X	X
406 x 178	54.10		X	X	X
406 x 178	60.10		X	X	X
406 x 178	67.10		X	X	X
406 x 178	74.20		X		X
457 x 191	67.10		X	X	X
457 x 191	74.30		X	X	X
457 x 191	82.00		X		X
457 x 191	89.30			X	X
457 x 191	98.30			X	X
533 x 210	82.20		X	X	X
533 x 210	92.10		X	X	X
533 x 210	101.00				X
533 x 210	109.00			X	X
533 x 210	122.00		X		X



Round Bar

Dimensions	Mass per kg/m	Lengths Available Metre			
		6	9	11	13
6	0.22	X			
8	0.40	X			
10	0.62	X			
12	0.89	X			
16	1.58	X			
20	2.47	X			
25	3.85	X			
30	5.55	X			
40	9.87	X			
50	15.41	X			



Square Bar

Dimensions	Mass per kg/m	Lengths Available Metre			
		6	9	11	13
10	0.79	X			
12	1.13	X			
16	2.01	X			
20	3.14	X			
25	4.91	X			
40	12.60	X			
50	19.60	X			



Mild Steel Plates CQ or S355JR

Dimentions				Mass per each
2500	x	1200	x 4.5	105.98
3000	x	1500	x 4.5	158.96

2500	x	1200	x 5	117.75
3000	x	1500	x 5	176.63
4000	x	2000	x 5	314.00
10000	x	2400	x 5	942.00

2500	x	1200	x 6	141.30
3000	x	1500	x 6	211.95
4000	x	2000	x 6	376.80
10000	x	2400	x 6	1130.40

2500	x	1200	x 8	188.40
3000	x	1500	x 8	282.60
4000	x	2000	x 8	502.40
10000	x	2400	x 8	1507.20

2500	x	1200	x 10	235.50
3000	x	1500	x 10	353.25
4000	x	2000	x 10	628.00
10000	x	2400	x 10	1884.00

2500	x	1200	x 12	282.60
3000	x	1500	x 12	423.90
4000	x	2000	x 12	753.60
10000	x	2400	x 12	2260.80

2500	x	1200	x 16	376.80
3000	x	1500	x 16	565.20
4000	x	2000	x 16	1004.80
10000	x	2400	x 16	3014.40

2500	x	1200	x 20	471.00
3000	x	1500	x 20	706.50
4000	x	2000	x 20	1256.00
10000	x	2400	x 20	3768.00

2500	x	1200	x 25	588.75
3000	x	1500	x 25	883.13
4000	x	2000	x 25	1570.00
10000	x	2400	x 25	4710.00

**Hard Wearing Plates
Bennox / SS101200**

Dimentions				Mass per each
2500	x	1200	x 6	141.30
4000	x	2000	x 6	376.80

2500	x	1200	x 8	188.40
4000	x	2000	x 8	502.40

2500	x	1200	x 10	235.50
4000	x	2000	x 10	628.00

2500	x	1200	x 12	282.60
4000	x	2000	x 12	753.60

2500	x	1200	x 16	376.80
4000	x	2000	x 16	1004.80

2500	x	1200	x 20	471.00
4000	x	2000	x 20	1256.00

2500	x	1200	x 25	588.75
4000	x	2000	x 25	1570.00

2500	x	1200	x 40	942.00
4000	x	2000	x 40	2512.00

2500	x	1200	x 50	1177.50
4000	x	2000	x 50	3140.00



Checker / Vastrap

Dimentions				Mass per each
2500	x	1200	x 3.0-4.6	78.00
2500	x	1200	x 4.5-6.1	113.34
2500	x	1200	x 6.0-7.6	148.65
2500	x	1200	x 8.0-9.6	195.75



Hot Rolled Sheets CQ

Dimensions	Mass per each
2450 x 1225 x 1.6	38.60
2450 x 1225 x 2.0	48.25
3000 x 1500 x 2.0	72.35
2450 x 1225 x 2.5	60.32
3000 x 1500 x 2.5	90.44
2450 x 1225 x 3.0	72.38
3000 x 1500 x 3.0	108.53
4000 x 1800 x 3.0	173.64
2450 x 1225 x 4.0	96.51
3000 x 1500 x 4.0	144.70
4000 x 1800 x 4.0	231.52

Cold Rolled Sheets

Dimensions	Mass per each
2450 x 1225 x 0.5	12.06
2450 x 1225 x 0.6	14.48
2450 x 1225 x 0.8	19.30
2450 x 1225 x 1.0	24.13
2450 x 1225 x 1.2	28.95
3000 x 1500 x 1.2	43.41
2450 x 1225 x 1.6	38.60
3000 x 1500 x 1.6	57.88
2450 x 1225 x 2.0	48.25
3000 x 1500 x 2.0	72.35

Galvanised Sheets Z275

Dimensions	Mass per each
2450 x 1225 x 0.5	12.06
2450 x 1225 x 0.6	14.48
2450 x 1225 x 0.8	19.30
2450 x 1225 x 1.0	24.13
2450 x 1225 x 1.2	28.95
2450 x 1225 x 1.6	38.60
2450 x 1225 x 2.0	48.25
2450 x 1225 x 2.5	60.32
2450 x 1225 x 3.0	72.38

**Hot Rolled
Round
Tube**

**Hot Rolled
Round
Tube**



O D Millimetres	Wall Millimetres	Mass / Metre (KG)
15.8	1.6	0.560
19.1	1.6	0.690
19.1	2.0	0.843
21.4	1.6	0.781
21.4	2.0	0.957
21.4	2.5	1.165
21.4	3.0	1.361
25.4	1.6	0.939
25.4	2.0	1.154
25.4	2.5	1.412
25.4	3.0	1.657
26.9	1.6	0.998
26.9	2.0	1.228
26.9	2.5	1.504
26.9	3.0	1.774
31.8	1.6	1.192
31.8	2.0	1.470
31.8	2.5	1.806
31.8	3.0	2.130
34.1	1.6	1.282
34.1	2.0	1.583
34.1	2.5	1.948
34.1	3.0	2.301
34.1	4.0	2.969
38.1	1.6	1.440
38.1	2.0	1.781
38.1	2.5	2.195
38.1	3.0	2.597
38.1	4.0	3.364
38.1	4.5	3.729
42.8	1.6	1.625
42.8	2.0	2.012
42.8	2.5	2.485
42.8	3.0	2.945
42.8	4.0	3.827
48.4	1.6	1.847
48.4	2.0	2.289
48.4	2.5	2.830
48.4	3.0	3.359
50.8	1.6	1.941
50.8	2.0	2.407
50.8	2.5	2.978
50.8	3.0	3.536
57.1	1.6	2.190
57.1	2.0	2.718
57.1	3.0	4.003

O D Millimetres	Wall Millimetres	Mass / Metre (KG)
60.3	1.6	2.317
60.3	2.0	2.876
60.3	2.5	3.564
60.3	3.0	4.239
63.5	1.6	2.442
63.5	2.0	3.033
63.5	3.0	4.476
76.2	1.6	2.944
76.2	2.0	3.660
76.2	2.5	4.544
76.2	3.0	5.416
76.2	4.0	7.122
76.2	4.5	7.957
88.9	2.0	4.286
88.9	3.0	6.355
101.6	2.0	4.912
101.6	2.5	6.110
101.6	3.0	7.294
114.2	2.0	5.534
114.2	2.5	6.893
114.2	3.0	8.227
114.2	3.5	9.555
114.2	4.0	10.882
114.2	4.5	12.187
127.0	2.0	6.165
127.0	2.5	7.669
127.0	3.0	9.174
127.0	3.5	10.659
127.0	4.0	12.133
127.0	4.5	13.596
152.4	3.0	11.053
152.4	4.0	14.636
152.4	4.5	16.412
165.1	3.0	11.992
165.1	4.0	15.891
165.1	4.5	17.822

**Hot Rolled
Square
Tube**

**Hot Rolled
Rectangular
Tube**




Dimensions			Wall Millimetres	Mass / Metre (KG)
12.7	x	12.7	1.6	0.563
15.9	x	15.9	1.6	0.720
19	x	19	1.6	0.891
19	x	19	2.0	1.094
25	x	25	1.6	1.192
25	x	25	2.0	1.470
25	x	25	2.5	1.806
25	x	25	3.0	2.132
32	x	32	1.6	1.505
32	x	32	2.0	1.859
32	x	32	2.5	2.293
38	x	38	1.6	1.847
38	x	38	2.0	2.289
38	x	38	2.5	2.830
38	x	38	3.0	3.359
50	x	50	1.6	2.442
50	x	50	2.0	3.033
50	x	50	2.5	3.761
50	x	50	3.0	4.476
50	x	50	4.0	5.870
50	x	50	4.5	6.540
60	x	60	1.6	2.944
60	x	60	2.0	3.660
60	x	60	2.5	4.544
60	x	60	3.0	5.416
60	x	60	4.0	7.122
75	x	75	1.6	3.704
75	x	75	2.0	4.611
75	x	75	2.5	5.733
75	x	75	3.0	6.842
75	x	75	4.0	8.978
75	x	75	4.5	10.045
100	x	100	2.0	6.166
100	x	100	2.5	7.677
100	x	100	3.0	9.175
100	x	100	4.0	12.135
100	x	100	4.5	13.596

Dimensions			Wall Millimetres	Mass / Metre (KG)
25.4	x	12.7	1.6	0.920
31.8	x	19.1	1.6	1.192
31.8	x	19.1	2.0	1.781
38.1	x	19.1	1.6	1.440
38.1	x	19.1	2.0	1.874
38.1	x	25.4	1.6	1.515
38.1	x	25.4	2.0	1.874
50	x	25	1.6	1.847
50	x	25	2.0	2.289
50	x	25	3.0	3.359
50	x	38	1.6	2.190
50	x	38	2.0	2.718
50	x	38	3.0	4.003
76.2	x	38.1	1.6	2.817
76.2	x	38.1	2.0	3.501
76.2	x	38.1	2.5	4.346
76.2	x	38.1	3.0	5.180
75	x	25	1.6	2.442
75	x	25	2.0	3.033
75	x	50	1.6	2.944
75	x	50	2.0	3.660
75	x	50	3.0	5.416
100	x	50	1.6	3.704
100	x	50	2.0	4.611
100	x	50	3.0	6.842

Corrugated Roof Sheets

Coverage	Thickness			
	0.3mm	0.4mm	0.5mm	0.58mm
610 mm (8.5)	X	X	X	X
762 mm (10.5)	X	X	X	X

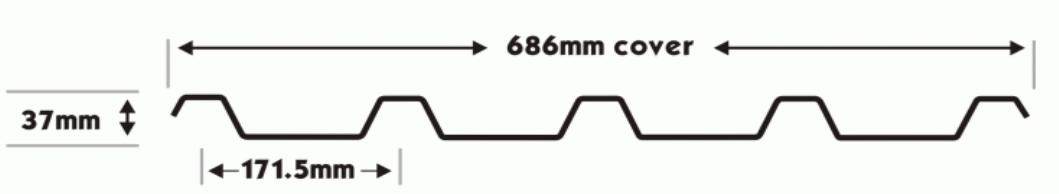
Lengths Available 1.5m - 13.2m



IBR Roof Sheets

Coverage	Thickness			
	0.3mm	0.4mm	0.5mm	0.58mm
686	X	X	X	X

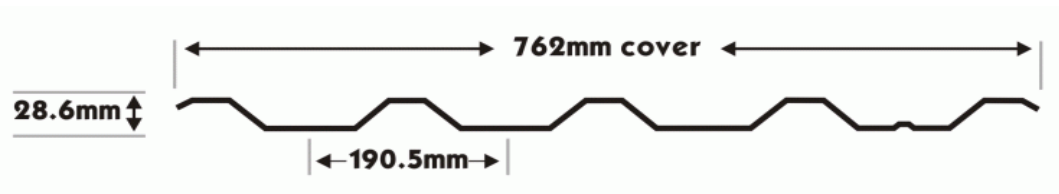
Lengths Available 1.5m - 13.2m



Wide Span Roof Sheets

Coverage	Thickness			
	0.3mm	0.4mm	0.5mm	0.58mm
762	X	X	X	X

Lengths Available 1.5m - 13.2m



Flatex Stock Sheets - 2400 x 1200 - UNPAINTED

Description	Expanded Metal Specifications	Item Weight
Flatex 338/6311F	50/ 80/ 4/2.4mm	7.11
Flatex 334/6320C	30/ 55/ 2.6/1.5mm	5.39
Flatex 345/6320K	30/ 55/ 8.7/2.9mm	37.88
Flatex 346/6320H	30/ 55/ 3.8/2.9mm	15.82
Flatex 346A/6320G	30/ 55/ 2.6/2.9mm	10.13
Flatex 348/6320E	30/ 55/ 3.8/2.4mm	12.61
Flatex 349/6320D	30/ 55/ 2.6/1.9mm	6.49
Flatex 351A/6318H	18/ 40/ 2.6/2.4mm	13.30
Flatex 352/6318F	18/ 40/ 2.6/1.5mm	7.75
Flatex 358/6315F	16/ 30/ 2.6/1.5mm	9.89


Mentex Stock Sheets - 2400 x 1200 - UNPAINTED

Description	Expanded Metal Specifications	Item Weight
Mentex 118/315F	16/ 30/ 2.5/1.5mm	7.40
Mentex 300/310E	50/ 80/ 2.6/2.9mm	5.96
Mentex 304/320G	30/ 55/ 2.6/2.9mm	11.81
Mentex 309/320J	30/ 60/ 4.5/4.4mm	30.78
Mentex 43/305B	48/ 115/ 5/4.4mm	20.38
Mentex 43A/305A	48/ 115/ 4/4.4mm	12.28
Mentex 63/355G	36/ 80/ 2.6/2.9mm	7.71
Mentex 70/325A	30/ 60/ 4.5/4.4mm	23.68
Mentex 72/325G	30/ 60/ 2.7/2.9mm	8.65
Mentex 80A/318H	18/ 40/ 2.6/2.4mm	10.91
Mentex 82/318F	18/ 40/ 2.5/1.5mm	5.68

Cold Formed Sections - 7 Spikes



Panels 100mm Gap
20 Palings per Panel



Height	Length
1.8m	3.0m
2.0m	3.0m

Sliding Gates

Height	Length
1.8m	per meter
2.0m	per meter

Posts - Includes Pole Cap

Height
2.4m

Any other sizes made to order

C Hot Rolled Lipped Channels

Dimentions	Thickness Available		
	2.0mm	2.5mm	3.0mm
75 x 50 x 20	3.13*	3.83*	4.50*
100 x 50 x 20	3.52*	4.32*	5.09*
100 x 75 x 20	4.31*	5.31*	6.27*
125 x 50 x 20	3.91	4.81	5.68
125 x 65 x 20	4.39	5.40	6.39
125 x 75 x 20	4.70	5.80	6.86
150 x 50 x 20	4.31*	5.31*	6.27*
150 x 65 x 20	4.78*	5.90*	6.98*
150 x 75 x 20	5.09*	6.29*	7.45*
175 x 50 x 20	4.70	5.80	6.86
175 x 65 x 20	5.17	6.39	7.57
175 x 75 x 20	5.49	6.78	8.04
200 x 50 x 20	5.09	6.29	7.45
200 x 65 x 20	5.56	6.88	8.16
200 x 75 x 20	5.88	7.27	8.63

* ex-stock



C Hot Rolled Lipped Channel

Dimentions	Thickness Available		
	2.0mm	2.5mm	3.0mm
225 x 50 x 20	5.49	6.78	8.04
225 x 65 x 20	5.96	7.37	8.75
225 x 75 x 20	6.27	7.76	9.22
250 x 50 x 20	5.88	7.27	8.63
250 x 65 x 20	6.35	7.86	9.34
250 x 75 x 20	6.67	8.25	9.81
275 x 50 x 20	6.27	7.76	9.22
275 x 65 x 20	6.74	8.35	9.93
275 x 75 x 20	7.06	8.74	10.4
300 x 50 x 20	6.67	8.25	9.81
300 x 65 x 20	7.14	8.84	10.52
300 x 75 x 20	7.45	9.24	10.99



Round Bar

Dimensions	Mass per kg/m	Lengths Available Metre			
		6	9	11	13
6	0.22	X			
8	0.40	X			
10	0.62	X			
12	0.89	X			
16	1.58	X			
20	2.47	X			
25	3.85	X			
30	5.55	X			
40	9.87	X			
50	15.41	X			



Reinforcing HT

Dimensions	Mass per kg/m	Lengths Available Metre			
		6	9	11	13
8	0.40	X			
10	0.62	X			X
12	0.89	X			X
16	1.58				X
20	2.47				X
25	3.85				X
32	6.31				



Square Bar

Dimensions	Mass per kg/m	Lengths Available Metre			
		6	9	11	13
10	0.79	X			
12	1.13	X			
16	2.01	X			
20	3.14	X			
25	4.91	X			
40	12.60	X			
50	19.60	X			